



D.A.V. CENTENARY PUBLIC SCHOOL

SECTOR-6, BAHADURGARH

SUMMER **Holidays** **Homework**

Class - 1 (2026-27)



Dear Parents,

Summer vacations are a wonderful time for children to relax, refresh and explore new interests. It is also the perfect opportunity to develop creativity, learn new skills, and enjoy meaningful experiences.

Keeping this in mind, we have thoughtfully designed the holiday homework to make learning enjoyable and productive. These activities will help build confidence, creativity and independent thinking among students.

The cheerful summer days bring joy, fun and memorable moments with friends and family. Along with enjoyment, children should also continue learning through observation, exploration and creative activities. By balancing fun with learning, they can grow into confident and responsible individuals.

“Intelligence is the ability to adapt.”

The summer assignments have been carefully prepared to encourage curiosity, creativity and the spirit of “Learning by Doing.” Students are encouraged to complete their work neatly and present it creatively.

Let these holidays be filled with happiness, learning, and new experiences.

**Have an Enjoyable and Productive Summer Break!
See You All on July 1, 2026.**

Note :- kindly do the written work in separate 3 in 1 notebook

ENGLISH

Objectives :-

- To improve reading and handwriting skills.
 - To enhance vocabulary and sentence formation.
 - To develop speaking and creative expression skills.
 - To encourage regular reading habits
- 1) Do 5 pages of writing practice .
 - 2) Do reading practice of lessons covered till now .
 - 3) Pick any 5 words from new words of lesson 1 to 5 and frame 2 sentences from each word using it .
 - 4) Prepare one poster from any one topic - Importance of reading , a day without mobile , animals - our friend , rainy season,if i were a super hero .
 - 5) Do the given worksheets .

HINDI

- हिंदी पढ़ने और लिखने के कौशल को सुधारना।
 - शब्दावली और सही उच्चारण को बढ़ाना।
 - हिंदी भाषा के प्रति रुचि विकसित करना।
 - सुंदर लिखावट और रचनात्मकता को प्रोत्साहित करना।
- 1) अक्षर निर्माण पर ध्यान देते हुए 5 पृष्ठ सुलेख लिखे ।
 - 2) पाठ -1 से 5 तक का पठन अभ्यास करें ।
 - 3) 20-20 शब्द इ व ई मात्रा के पढ़ें व लिखें ।
 - 4) मात्रा ट्रेन
 - हर डिब्बे में एक मात्रा कटआउट लगाइए।
 - 5) दिए गए कार्यपत्रक करें ।

MATHS

Objectives

- To strengthen basic number concepts.

- To make learning maths enjoyable through activities.
- To understand basic concepts like more/less, big/small, before/after.
- To build interest and confidence in learning mathematics.

1) Write forward and backward counting (1 - 200)

2) Learn tables of 2 and 3 .

3) Shape City

- Draw a small city using different shapes.

4) Project - on ascending and descending order upto 50

Roll. No 1-22 - ascending order

Roll no. 23-43 - descending order

5) Do the given worksheets.

E.V.S

Objectives

- To improve thinking and speaking skills by talking about daily life topics.
- To connect classroom learning with real-life experiences.
- To develop creative skills through drawing, colouring, and simple activities.

1) Learn and write new words and jumble words from lesson 1 to 3.

2) Make Vegetable /Fruits Fun faces 😊🥬 cut outs -funny faces using vegetables or fruits(eg potato eyes, carrot nose)

3) Eco Bag Making ♻️👜 - Decorate a paper or cloth bag. Write: "Say No to Plastic".

4) Do the given worksheets .

G.K

- Learn all G.K questions of April, May, June.

DRAWING

- Prepare dad badge
- Step by step do up to pg no. 20.

Fill in the blanks.

on

in

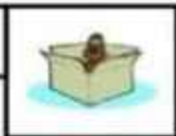
under

1.



The cat is _____ the chair.

2.



The dog is _____ the box.

3.



The cat is _____ the mat.

4.



The ball is _____ the box.

5.



The goldfish is _____ the bowl.

6.




The dog is _____ the desk.

7.



The apple is _____ the table.

8.




The elephant is _____ the ball.

9.



The frog is _____ the box.

 Instruction: Read the sentences and choose the correct answer.



This

That

_____ is my school bag.



This

That

_____ is a car on the road.



This

That

_____ is a bird in the sky.



This

That

_____ is my pencil box.



This

That

_____ is a cow in the field



This

That



This

That

_____ is my favorite doll.



This

That


_____ is a boat on the river.


Name: _____ Date: _____

Fill in the blanks with **These** or **Those**.


1. _____ are cats. → 

2. _____ are dogs. → 


3. _____ are apples. → 

4. _____ are bags. → 

5. _____ are rockets. → 

6. _____ are ducks. → 

7. _____ are kites. → 

8. _____ are hats. → 

9. _____ are boys. → 

10. _____ are houses. → 

Name _____

Write the missing letters in these words.

ee



h _ _ l



p _ _ p



sl _ _ p



m _ _ t



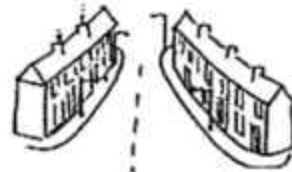
s _ _



b _ _



tr _ _



str _ _ t



f _ _ t



sw _ _ t

WORD SEARCH 'LL' WORDS

- Find the 9 hidden words that have 'll' in them
- Words can be found across and down.



k	b	g	o	r	i	l	l	a	s
i	s	m	a	w	t	p	o	h	w
r	c	b	a	l	l	d	k	e	a
s	l	x	o	f	j	l	f	h	t
m	i	y	b	i	e	t	e	s	e
a	k	y	e	l	l	o	w	t	r
l	m	c	l	a	l	s	i	o	f
l	r	c	l	a	y	t	u	f	a
b	u	d	f	s	x	u	x	n	l
d	o	l	l	f	s	h	e	l	l

ball
doll
bell

shell
yellow
small

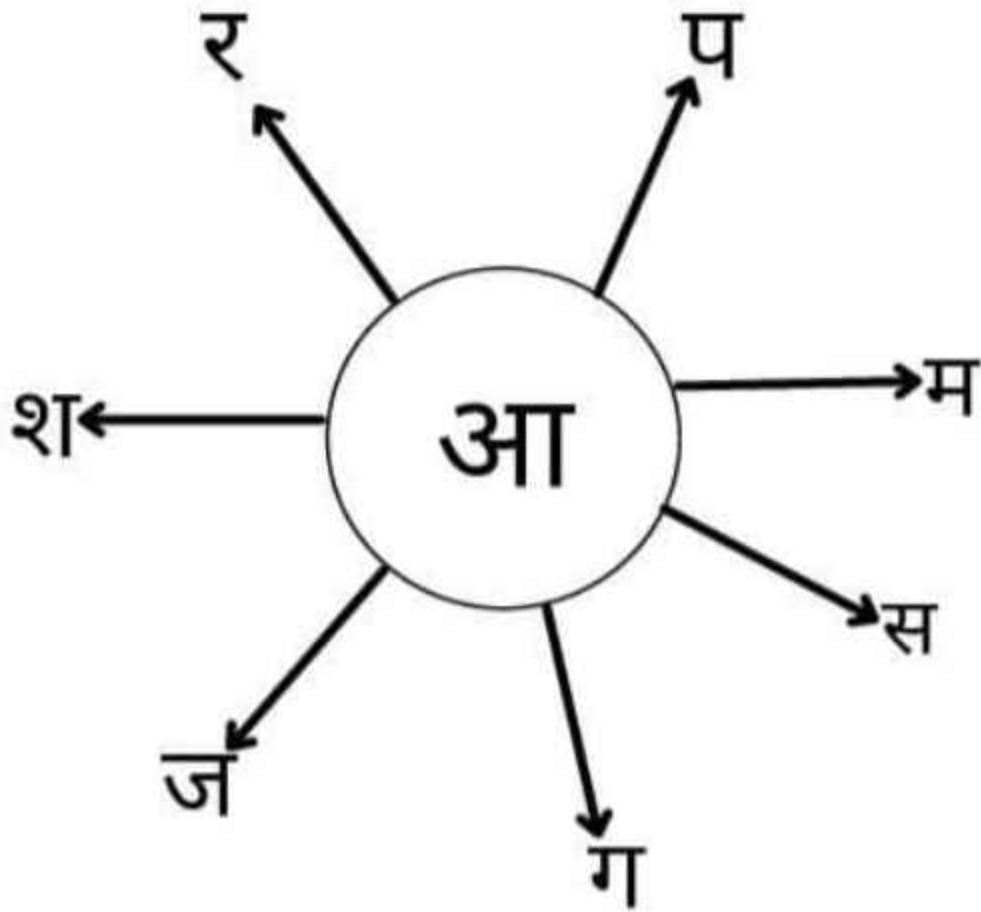
jelly
gorilla
waterfall



NAME:

DATE:

अक्षर जोड़ कर शब्द बनाओ।



.....

.....

.....

.....

.....

.....

मात्रा वाले अक्षरों को जोड़े और खाली जगा पर लिखे।

म + ही + ना =

ल + डा + ई =

खि + ड + की =

पी + त + ल =

दी + या =

श + टी + फ =

जी + रा =

न + क + ली =

दी + वा + ली =

नी + ला + मी =



Instruction: // अक्षरों को जोड़े और शब्द लिखे।

नि + शा

छि + पा + ना

ति + ल

मि + ल + न

कि + र + ण

वि + ना + श

खि + च + ड़ी

सि + वा + य

पि + ट + ना

वि + का + स

कि + रा + या

खि + ता + ब

नि + ग + म

वि + मा + न

वि + श्रा + म

सि + ता + रा

गि + रो + ह

कि + सा + न

Instruction: //

चित्र देखकर सही अक्षर पर गोला बनाए।



हि नि फि



नि बी बि



रि बि कि



रि कि जि



हि नि जि



कि नि जि



हि नि इ



चि नि जि



मि दि रि



गि दि टि

सही शब्द चुनिए :

कि

ली

दी

ती

ड़ि

मि

रि

वि

टी



चि या



तित



बा श



धर



सान



न



ठाई



सी



मान

Name:

Class:

Write the numbers in words and fill in the blanks.

11

.....

20

.....

16

.....

10

.....

9

.....

4

.....

3

.....

18

.....

19

.....

6

.....

17

.....

15

.....

2

.....

1

.....

8

.....

5

.....

12

.....

14

.....

> is greater than

< is less than

= is equal to

$10 > 7$

$3 < 6$

$7 = 7$

1) 14 ___ 19

11) 31 ___ 73

2) 21 ___ 50

12) 28 ___ 44

3) 30 ___ 15

13) 45 ___ 27

4) 17 ___ 12

14) 39 ___ 51

5) 52 ___ 52

15) 70 ___ 55

6) 47 ___ 45

16) 52 ___ 63

7) 28 ___ 31

17) 47 ___ 56

8) 81 ___ 68

18) 26 ___ 23

9) 66 ___ 57

19) 90 ___ 67

10) 42 ___ 84

20) 58 ___ 58

Name _____

Before-Between- After

Directions: Write the number that comes before, between and after each number.

Before

___ 8

___ 17

___ 12

___ 1

___ 20

___ 44

___ 65

Between

1 ___ 3

20 ___ 22

8 ___ 10

14 ___ 16

31 ___ 33

19 ___ 21

11 ___ 13

After

6 ___

13 ___

29 ___

34 ___

17 ___

42 ___

39 ___



Write the expanded form of each number.

$85 \quad \underline{80} + \underline{5}$

$68 \quad \underline{\quad} + \underline{\quad}$

$56 \quad \underline{\quad} + \underline{\quad}$

$83 \quad \underline{\quad} + \underline{\quad}$

$94 \quad \underline{\quad} + \underline{\quad}$

$26 \quad \underline{\quad} + \underline{\quad}$

$42 \quad \underline{\quad} + \underline{\quad}$

$64 \quad \underline{\quad} + \underline{\quad}$

$39 \quad \underline{\quad} + \underline{\quad}$

$13 \quad \underline{\quad} + \underline{\quad}$

$21 \quad \underline{\quad} + \underline{\quad}$

$97 \quad \underline{\quad} + \underline{\quad}$

$52 \quad \underline{\quad} + \underline{\quad}$

$78 \quad \underline{\quad} + \underline{\quad}$

$75 \quad \underline{\quad} + \underline{\quad}$

$59 \quad \underline{\quad} + \underline{\quad}$

$95 \quad \underline{\quad} + \underline{\quad}$

$18 \quad \underline{\quad} + \underline{\quad}$

Name: _____ Date: _____

Adding 2 digits Numbers without Regrouping

$$\begin{array}{r} 46 \\ + 43 \\ \hline \end{array}$$

$$\begin{array}{r} 32 \\ + 26 \\ \hline \end{array}$$

$$\begin{array}{r} 18 \\ + 14 \\ \hline \end{array}$$

$$\begin{array}{r} 52 \\ + 24 \\ \hline \end{array}$$

$$\begin{array}{r} 56 \\ + 22 \\ \hline \end{array}$$

$$\begin{array}{r} 52 \\ + 34 \\ \hline \end{array}$$

$$\begin{array}{r} 37 \\ + 12 \\ \hline \end{array}$$

$$\begin{array}{r} 10 \\ + 12 \\ \hline \end{array}$$

$$\begin{array}{r} 40 \\ + 32 \\ \hline \end{array}$$

$$\begin{array}{r} 13 \\ + 23 \\ \hline \end{array}$$

$$\begin{array}{r} 24 \\ + 12 \\ \hline \end{array}$$

$$\begin{array}{r} 33 \\ + 32 \\ \hline \end{array}$$

$$\begin{array}{r} 35 \\ + 22 \\ \hline \end{array}$$

$$\begin{array}{r} 50 \\ + 30 \\ \hline \end{array}$$

$$\begin{array}{r} 16 \\ + 53 \\ \hline \end{array}$$

$$\begin{array}{r} 66 \\ + 22 \\ \hline \end{array}$$



Myself



My Name: _____

★ Kids Worksheets Hub

My Age: _____

I am years old

I Am In: _____



Grade / Class

My Favorite Color: _____

I Am Good At: _____



★ My Family: _____

Draw My Family

My Favorite Food: _____



When I Grow Up
I Want To Be: _____



SECTION A: Write down the five senses.



SECTION B: Match the senses with its organ.

taste

hearing

touch

smell

sight



Look at the picture and circle the correct word.



bathtub
toothbrush



towel
mirror



toilet paper
soap



toothbrush
comb



shower
towel



shampoo
bathtub




toothpaste
soap



toilet
shower



towel
shampoo



soap
comb



toothbrush
mirror



toilet
sink



Task 2: Look and choose correct answer.

(Nhìn và chọn đáp án đúng.)

1. I _____ with my feet.

a. walk

b. smell

c. eat



2. I smell with my _____.

a. nose

b. mouth

c. hand



3. I _____ with my eyes.

a. eat

b. smell

c. see



4. These _____ my hands.

a. is

b. an

c. are



5. It's _____ shoulder.

a. a

b. an

c. is



6. These are my _____.

a. eyebrow

b. eyebrows



7. It's a _____.

a. nose

b. noses



8. I _____ with my hands.

a. write

b. smell

c. eat



9. I _____ with my mouth.

a. write

b. smell

c. eat



10. I _____ with my ears.

a. eat

b. hear

c. see



**Choose the correct answer.**

1. We use our nose to _____. (smell/see)
2. We use our eyes to _____. (breath/see)
3. We use our hands to _____. (write/eat)
4. We use our mouth to _____. (hear/eat)
5. We use our ears to _____. (hear/smell)

Match the name of the body parts with the correct actions :

- | | |
|-----------|--------------------|
| a) Tongue | Writing |
| b) Foot | Taste of food |
| c) Elbow | Smelling rose |
| d) Thumb | Watching TV |
| e) Hand | Listening to songs |
| f) Eyes | Clapping |
| g) Nose | Badminton play |
| h) Ear | Dance |